

Access Statement – The Kingsley (23.11.09)

Property:

The Kingsley
Bloomsbury Way
London WC1A 2SD

Pre-Arrival

Phone, fax & email:

Phone: 0871 376 9006 / +44 845 305 8306

Fax: 0871 376 9106 / +44 845 305 8345

E-mail: from the Contact us page on the hotel website

Alternative format information (available at the hotel)

- Large print
- Braille

Website accessibility (eg: font can be enlarged)

An Access Statement is available on-line.

Information about accessible public transport:

Accessibility of London and UK railway stations can be found at the following link:

www.nationalrail.co.uk/passenger_services/disabled_passengers/. An example can be seen for London Kings Cross Station: www.nationalrail.co.uk/stations/sjp/KGX/stationAccessibility.xhtml.

The nearest underground stations are: Holborn (on the Central and Piccadilly lines) and Tottenham Court Road (on the Central and Northern lines). The nearest step free underground station (at present) is Westminster on the Jubilee, District and Circle Lines. Information about step free underground stations can be seen at:

www.tfl.gov.uk/assets/downloads/step-free-tube-guide-map.pdf

London's black cabs are wheelchair accessible and most have additional features to assist passengers. More information is available at: www.tfl.gov.uk/gettingaround/taxisandminicabs/taxis/1136.aspx

There is no courtesy transport for guests at this hotel.

Shopmobility is a scheme whereby users can hire a wheelchair or scooter to enable them to shop in comfort. Details of how this scheme operates are available from The National Federation of Shopmobility (NFSUK) which has a list of members in London:

www.shopmobilityuk.org/ListDirectories.asp?Country=EN&SMArea=GL&FontSize=80 - for example Camden.

There are 129 bedrooms at this hotel, 2 of which are designated for ambulant disabled guests on the 1st and 2nd floor. There are an additional 5 sensory rooms on the 1st, 2nd and 3rd floors. Details of rooms are provided further on. **NB: This is a Grade II Listed building with 8 x steps from Bloomsbury Way up to reception, until an alternative approved access solution can be found. Please be aware that the lift serving the meeting rooms on the lower ground floor has doors that are just 700mm clear opening.**

Advice about evacuation should you need assistance (in the unlikely event of an emergency) should be discussed directly with the hotel.

Arrival & Car Parking

There is no car park at this hotel. The nearest car parks in the area include Bloomsbury Square (telephone number 020 7405 7412). There are 450 spaces with 2 x designated spaces for Blue Badge holders on a first come first served basis. **NB: There is a height restriction of 1.9m at this car park.**

At the NCP Museum Street Multi-storey car park there are 228 places including 2 x designated bays for Blue Badge holders. **NB: There is a height restriction of 1.83m at this car park.**

It is possible to find out about designated on-street accessible parking spaces in the area by visiting: <http://bluebadge.direct.gov.uk> or other nearby car parking spaces at: <http://maps.camden.gov.uk/Nearest/Nearest.aspx?area=WC1A%20SD&find=Car%20park>.

Please contact the hotel if you need other information about parking locally.

There is a drop off point outside the hotel. Please be aware that the area immediately outside the hotel can become congested at times by pedestrians and luggage.

Entrance & Reception



There are 2 x sets of sliding automatic doors at the entrance 1070mm clear opening.




The main entrance to the hotel has 8 x 150mm high steps from street level to the entrance.



There are handrails to both sides of the steps, but please be aware that they start and finish at the 4th step from the street.

There is a bell push to obtain assistance 1270mm high at the top of the 8 x steps.

The hotel doors are supervised 24 hours a day. Staff would be pleased to offer assistance.



Reception is on the left within the entrance.

There is large, open space within the entrance lobby in front of the reception desk.

There is seating available in the area.

Additional room keys are available on request.



There is an induction loop at the two reception desks for hearing aid users, although a sign may not be on display.

On check-in, disabled guests will be asked to complete a Personal Evacuation Plan Questionnaire in consultation with the Guest Relations Manager. All information provided will be treated in the strictest confidence. If you are likely to require assistance in the unlikely event of an evacuation please do notify us on arrival. We would also ask guests with a hearing loss to let us know so that we can provide assistive equipment during your stay.

Public Areas



The Kingsley Two Restaurant: The restaurant has double doors which are open (670mm each) when operating.

There is seating with and without armrests, and the tables have clear space beneath them of at least 700mm.

Staff will provide assistance to those who need it.



There are 5 x steps (140-150mm high each) up to part of the restaurant accompanied by handrails to both sides.

The designated accessible WC and standard men's and women's WCs are situated on the lower ground floor.



Bar: There is a 980mm clear opening door to the bar, with 2300mm clear space opposite the door.

Tables generally have 700mm clear space beneath them.

Staff will provide assistance to those who need it.



There is seating mostly without armrests.



There are 2 x guest lifts with automatic sliding doors from the ground floor to the bedroom floors; one of these also serves the lower ground floor. **The doors to the lift serving the lower ground floor are 700mm clear opening.** The other lift has doors which are 800mm clear opening.

The clear floorspace in these lifts is a minimum of 1200mm deep x 950mm wide.

Lift controls are a maximum of 1170mm high and have tactile buttons only – no Braille.

There is visual and audible floor announcement in the lifts. A symbol suggests that the emergency communication point is fitted with an inductive coupler for hearing aid users. The lifts have a handrail and a mirror on the rear wall.



Alternatively there are 10 + 12 steps down to the lower ground floor, with a handrail to the first part of the staircase only.

Public WCs

Public WCs: The designated accessible WC and standard men's and women's WCs are situated on the lower ground floor and may be accessed via one of the lifts (with doors clear opening 700mm).

Alternatively there are 10 + 12 steps down to the lower ground floor, with a handrail to the first part of the staircase only.

The door to the designated accessible WC is 840mm clear opening and currently does not have a door bar to aid closure from inside the room. The door opens outwards, with 2200mm clear space opposite the door.



There is clear floorspace in the room of 1500 x 1500mm minimum.

There is an emergency cord in the room beside the WC that is linked to reception. **Currently there is no flashing light linked to the fire alarm system.**

There is a vertical rail beside the hand basin.

There is a fold down rail to one side of the WC and a horizontal rail on the other.

There is lateral (sideways) transfer to the WC of 800mm to the left.

The height of the WC seat is 470mm.

Conference & Meeting Rooms



There are 7 meeting-rooms and 6 syndicate rooms available on various bedroom floors. The Thackeray and Fitzroy Rooms are on the ground floor; the other main meeting rooms (Albion / Boardroom / Esmond / Forster and Hawksmoor) are on the lower ground floor and may be accessed via one of the lifts (with doors that are 700mm clear opening).

Alternatively there are 10 + 12 steps down to the lower ground floor, with a handrail to the first part of the staircase only.

Support services including loop systems can be arranged when booking meeting rooms.

The designated accessible WC and standard men's and women's WCs are also situated on the lower ground floor

Accessible Bedrooms



Please be aware that this is a Grade II Listed building with 8 x steps only from Bloomsbury Way up to reception; until an alternative approved access solution can be found.

Advice about evacuation should you need assistance (in the unlikely event of an emergency) should be discussed directly with the hotel.

There are 129 bedrooms at this hotel, 2 of which are designated for ambulant disabled guests on the 1st and 2nd floor. There are an additional 5 sensory rooms on the 1st, 2nd and 3rd floors – details are shown further on.

Room 101 (pictured) is a double – with an additional bed, and is situated on the 1st floor. Room 201 is situated on the 2nd floor.



The door to the room is 830mm clear opening, with clear space of 2100mm opposite the door. Door handles and keyways are between 1020-1060mm high, with an internal push pad 980mm high.

There are door viewers for use at a seated or standing height.

There is clear floorspace in the room of 3800 x 1380mm minimum, with clear space of at least 3800mm to beside the bed.

The beds are 600mm high to the top of the mattress and may be too high for some users.



There is a second bed stored beneath the double bed. If removed this creates a space beneath of 290mm.

There is an emergency button beside the bed 580mm high.

Assistance may be required by some guests to gain access to open and close the curtains or to reach the air conditioning control 1520mm high.

There is clear space under the desk of 700mm.

There is a lowered hanging rail in the wardrobe.



Assistive Equipment:

There are 4 x text channels on TV.

Vibrating pillow pads are available.

5 x Dycem non-slip mats (pictured).

Please see additional list of sensory equipment below.

Ensuite shower rooms & WCs



The 2 x designated accessible rooms have level access showers.

Room 101 (pictured): The door to shower room is 890mm clear opening outwards into the bedroom, with a minimum of 1400mm clear space opposite the door.

There is a horizontal door bar to enable closure of the door from inside the room.

There is clear floorspace of 2000 x 1800mm within the room.



The basin has a lever operated mixer tap. There is space beneath the basin of up to 625mm. There is currently no vertical rail beside the hand basin.

The WC is 480mm high with one fold down rail for aiding transfer to the WC.

There is lateral (sideways) transfer to the WC of up to 1250mm to the left.

Care should be taken beside the radiator which can be very hot.



The seat size is 320mm deep x 370mm wide.


There are 2 x vertical rails in the shower area. **There is currently no horizontal rail beside the shower seat.**

There is clear space of up to 1400mm minimum beside the shower seat.

The shower controls are 1100mm high.

There is an emergency cord linked to reception beside the WC **but currently no strobe light linked to the fire alarm system.**

Sensory Rooms



There are 5 x sensory rooms on the 1st, 2nd and 3rd floors. The room numbers are: 102; 202; 213; 301; and 302.

Room 102 (pictured) is on the 1st floor. These rooms have twin beds. There is an emergency button beside the beds and a strobe light linked to the fire alarm system.

The doors to these bedrooms are 680mm clear opening with 1350mm clear space opposite the doors.



There are door viewers for use at a seated or standing height.

There is clear floorspace of 950mm x 2000mm.

The beds are 600mm high to the top of the mattress and may be too high for some users.

The hanging rail in the wardrobes is 1600mm high.

There are 4 x text channels on the TV. See also list of sensory equipment below.

Assistance may be required by some guests to open and close the curtains.



The sensory bathrooms have a bath with a shower over, a standard height WC. There are no rails associated with the hand basin or the WC.

Doors to these bathrooms open inwards and are 630mm clear opening with up to 1550mm clear space opposite the doorway.

There is clear floorspace of 590 x 1020mm.

There is a lever operated tap on the basin, and clear space beneath of 680mm.



The bath rim is 500mm high. There is a 320mm long horizontal rail fitted on the adjacent wall beside the shower.

Care should be taken beside the radiator which can be very hot.


The WC seat is 420mm high.

The bathrooms are fitted with an emergency cord beside the WC **but there are currently no strobe lights linked to the fire alarm system in any sensory bathroom.**



Sensory Equipment

Guests can be offered the following assistive devices (illustrated):



- Large print or Braille menus.
- 8 x BT Big Button phones.
- 7 x vibrating pillow pads.
- 2 x Sarabec Crescendo Personal Amplifiers (for enhanced listening to the TV, radio or for conversation).
- 10 x liquid level indicators (for cups).
- 3 x flashing doorbell units.



Additional Information

Your health, comfort and safety are of the utmost importance to us, therefore hotel staff have received disability awareness training. Please do contact our Guest Relations Manager if there is something that needs our attention. We will endeavour to ensure that your individual needs are met wherever reasonably possible.

However, as with all hotels, some services and equipment are subject to operational constraints (eg: lifts and other access equipment requiring service at short notice).

Disclaimer

The information contained within this Access Statement has been produced by Tourism for All Services Limited on behalf of Thistle Hotels.

Whilst every effort has been made to ensure the accuracy of this Access Statement, neither Thistle Hotels nor Tourism for All Services Limited accept any liability and responsibility for any amount or kind of loss or damage that may result to you or a third party (including without limitation, any direct, indirect, punitive or consequential loss or damages, or any loss of income, profits, goodwill, data, contracts, use of money, or loss or damages arising from or connected in any way to business interruption, and whether in tort (including without limitation negligence, contract or otherwise) in connection with the information contained herein, save that nothing in this disclaimer shall exclude either party's liability for death or personal injury as a result of its negligence or for any damage incurred as a result of fraud or fraudulent misrepresentation.