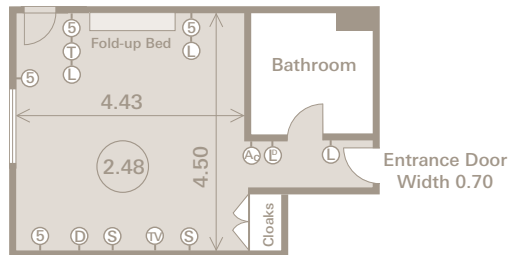
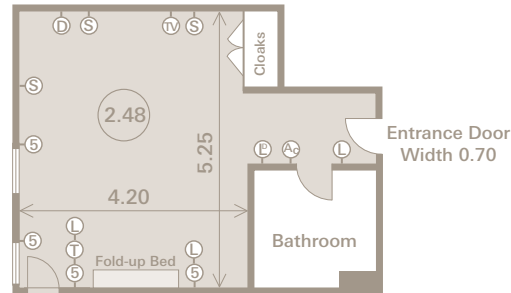


Floor Plans

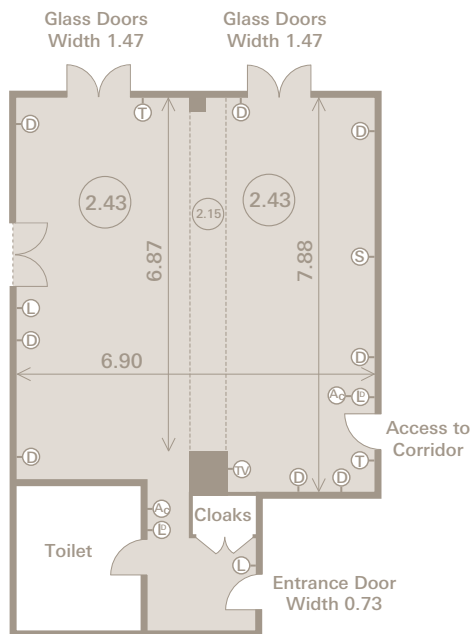
Merlin Suite



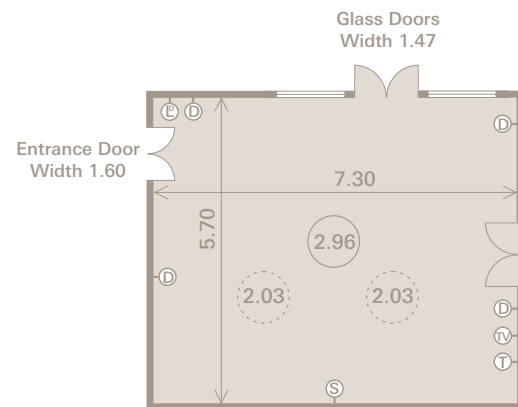
Heron Suite



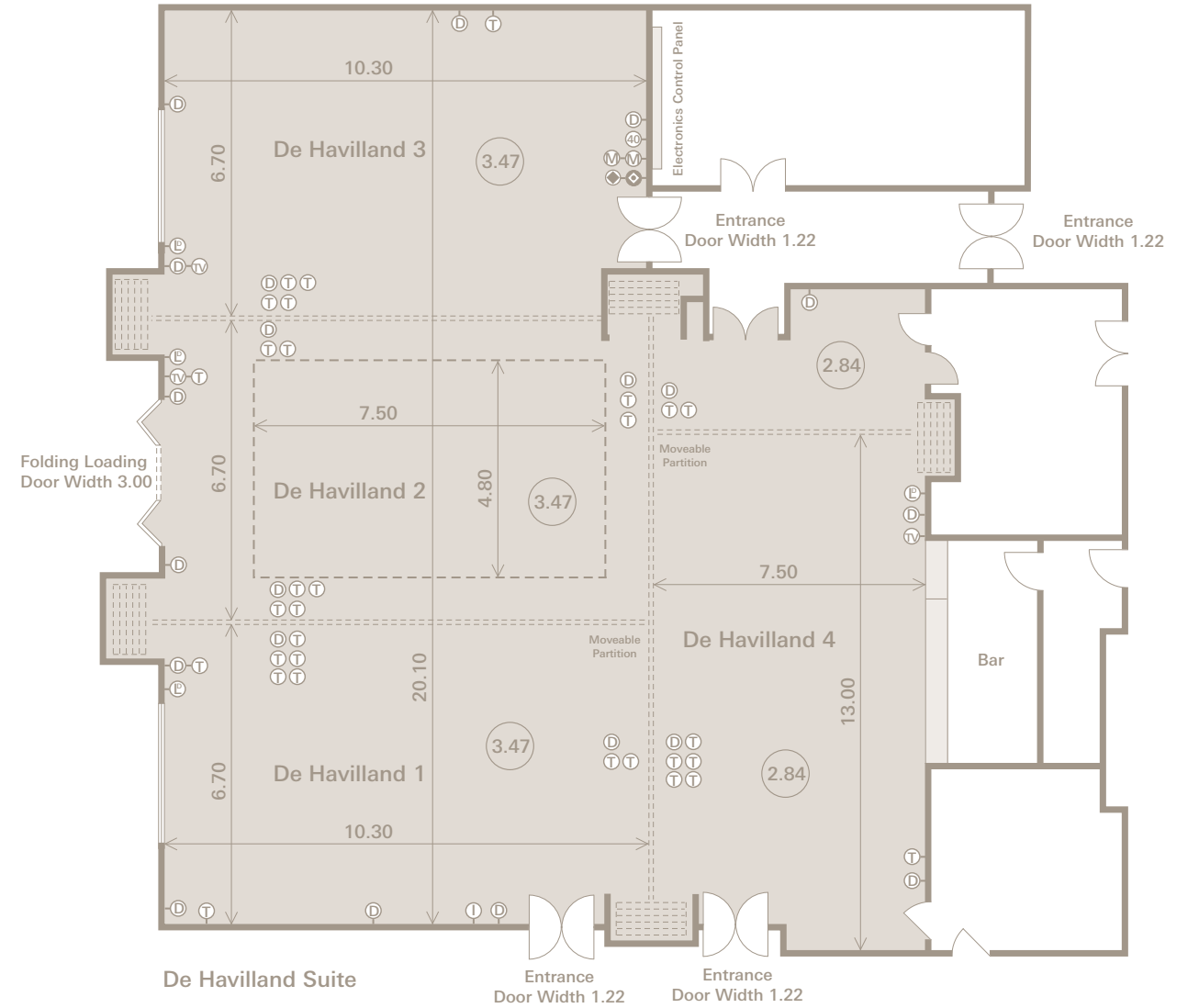
Dove Suite



Falcon Suite



De Havilland Suite



Key to Symbols

- | | | | | |
|--------------------------|-------------------------------|--|--------------------------|-------------------|
| (D) Double 13 amp socket | (L) Light dimming switch | (X) 19 pin lighting connector | (SS) Serving Surface | (---) Dance Floor |
| (S) Single 13 amp socket | (RM) Radio Microphone Link | (X) 16 amp single phase supply | (0.00) Ceiling Height | (□) Drop Ceiling |
| (TV) TV Aerial point | (AC) Air Conditioning control | (●) 32 amp single phase supply | (0.00) Chandelier Height | |
| (T) Telephone socket | (Sc) Ceiling screen control | (T2) Multiple telephone socket with number | | |
| (F) Fax/Modem socket | (L) Light switch | (C3) Multiple Communication socket with number | | |
| (I) ISDN2 socket | (Sp) Speaker socket | (⊕) 3 phase 63amp power socket | | |
| (M) Microphone socket | (Dx) 5 pin DMX socket | (⊕) 3 phase 10amp power socket | | |
| (Mx) Mixer socket | (Va) 15 pin VGA socket | | | |
- All measurements are in metres



